

# Dangerous

## STUDIOS

A Symbian Game Development Company

# PONG

Version 1.0(0)

---



<http://www.dangeross.com>

---

## REQUIREMENTS

To run Pong on your phone you need the following requirements:

- Symbian OS Series 60.
- 34 KB Free disk space.
- 80 KB RAM.

## GETTING STARTED

### Installation

#### Installing Pong via PC

Pong can be installed onto your Nokia phone using PC Suite. First connect the phone to your PC by connecting the USB cable or by enabling Bluetooth/Infrared connection. Open and run the Pong\_S60.sis file on the PC or select Pong\_S60.sis file within PC Suite to transfer it to your phone. Then follow the prompts on your phone to install.

#### Installing sent file from Inbox

Pong can be sent also to your phone via Bluetooth, Infrared, SMS or Email. Once it has been sent it will be stored as a New Message. Open the message and follow the prompts to install. Delete the message when installation is complete.

### Un-Installation

To un-install Pong from your phone, go into the Application Menu of your phone. Then select Manager in the Tools directory. Select Pong then either press Clear or select Options then Delete.

---

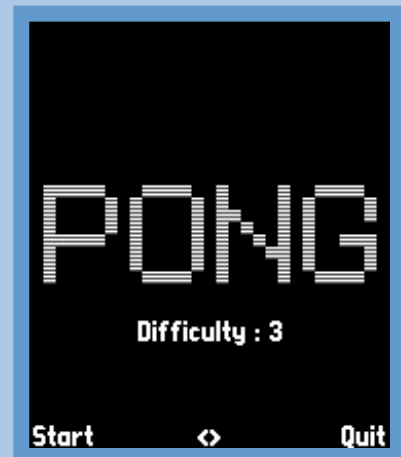
## USER MANUAL

### Main Menu

In the Main Menu you can select the difficulty setting for your game. Press the Left or Right arrow/directional keys to change this setting. 1 being the most difficult – 5 being the least difficult setting.

To start a New Game press the Left softkey.

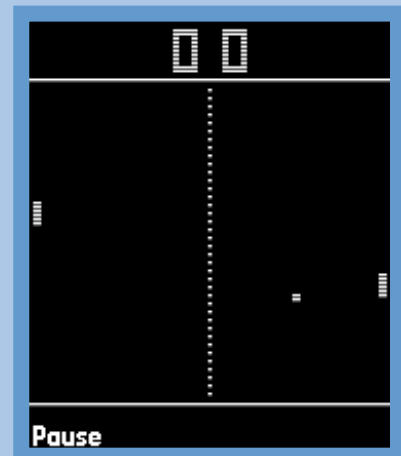
To Quit press the Right softkey.



### Game

The aim of the game is to hit the ball past the computers paddle on the right side of the screen. You control the left paddle. To move the paddle towards the ball use the Up and Down arrow/directional keys. When either you or computer wins a play by hitting the ball past the other player a point is added to the score at the top of the screen.

To Pause the game press the Left softkey. Then you can either resume the game by pressing the Left softkey again, or Quit the game by pressing the Right softkey.



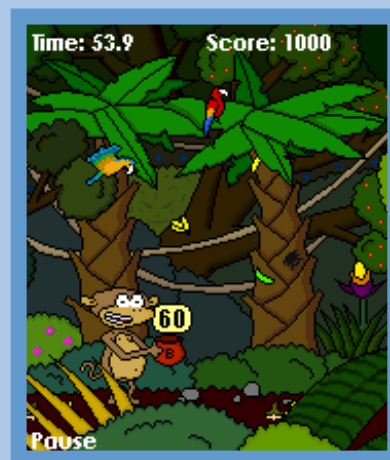
## OTHER PRODUCTS

The following products are also available from Dangeross Studios:

### Mars Lander



### Go Bananas



More details about these and other products can be found on the Dangeross Studios website <http://www.dangeross.com> including additional downloads and best purchase options.

## ADDITIONAL SUPPORT

If you require any further assistants with this product there are several ways you can contact us. Please first look at the Dangeross Studios web forum, found at <http://studios.dangeross.com/forum> to see if your problem has happened before. If not, you can contact us in the following ways:

- Via our forum at <http://studios.dangeross.com/forum>
- Via our site at <http://studios.dangeross.com/index.php?page=contact>
- Via e-mail at [customer.support@dangeross.com](mailto:customer.support@dangeross.com)

All comments will be read as soon as possible.

---